



Location: CMA1b - Oil Street Site Office

Report on 24-hour TSP monitoring

Action Level ( $\mu\text{g}/\text{m}^3$ ) - 176.7

Limit Level ( $\mu\text{g}/\text{m}^3$ ) - 260

Date	Sampling Time	Weather Condition	Filter paper no.	Filter Weight, g		Elapse Time, hr		Sampling Time, hr	Flow Rate, $\text{m}^3/\text{min}$			Total Volume, $\text{m}^3$	TSP Level, $\mu\text{g}/\text{m}^3$
				Initial	Final	Initial	Final		Initial, $Q_{si}$	Final, $Q_{sf}$	Average		
28-Oct-13	8:00	Fine	007212	2.6220	2.8860	3624.04	3648.04	24.00	1.36	1.36	1.36	1961	135
2-Nov-13	8:00	Fine	007477	2.6537	2.9090	3651.04	3675.04	24.00	1.35	1.36	1.36	1951	131
8-Nov-13	8:00	Cloudy	005867	2.6521	2.9462	3678.04	3702.04	24.00	1.33	1.33	1.33	1920	153
14-Nov-13	8:00	Cloudy	007641	2.6336	2.7634	3705.05	3729.05	24.00	1.34	1.34	1.34	1928	67
20-Nov-13	8:00	Cloudy	006021	2.6238	2.9644	3732.05	3756.05	24.00	1.38	1.38	1.38	1989	171
26-Nov-13	8:00	Cloudy	006233	2.6529	2.8921	3759.05	3783.05	24.00	1.38	1.38	1.38	1989	120

Report on 1-hour TSP monitoring

Action Level ( $\mu\text{g}/\text{m}^3$ ) - 320.1

Limit Level ( $\mu\text{g}/\text{m}^3$ ) - 500

Date	Sampling Time	Weather Condition	Filter paper no.	Filter Weight, g		Elapse Time, hr		Sampling Time, hr	Flow Rate, $\text{m}^3/\text{min}$			Total Volume, $\text{m}^3$	TSP Level, $\mu\text{g}/\text{m}^3$
				Initial	Final	Initial	Final		Initial, $Q_{si}$	Final, $Q_{sf}$	Average		
29-Oct-13	8:35	Fine	007482	2.6558	2.6746	3648.04	3649.04	1.00	1.32	1.32	1.32	79	238
29-Oct-13	9:40	Fine	007478	2.6672	2.6793	3649.04	3650.04	1.00	1.32	1.32	1.32	79	153
29-Oct-13	10:45	Fine	007480	2.6464	2.6538	3650.04	3651.04	1.00	1.32	1.32	1.32	79	94
4-Nov-13	8:15	Rainy	005875	2.6643	2.6836	3675.04	3676.04	1.00	1.34	1.34	1.34	80	240
4-Nov-13	9:25	Rainy	005874	2.6457	2.6617	3676.04	3677.04	1.00	1.32	1.32	1.32	79	202
4-Nov-13	10:35	Rainy	005873	2.6648	2.6802	3677.04	3678.04	1.00	1.32	1.32	1.32	79	194
9-Nov-13	8:05	Cloudy	007635	2.6275	2.6410	3702.04	3703.04	1.00	1.31	1.31	1.31	79	172
9-Nov-13	9:08	Cloudy	007637	2.6577	2.6687	3703.04	3704.04	1.00	1.31	1.31	1.31	79	140
9-Nov-13	10:11	Cloudy	007639	2.6324	2.6425	3704.04	3705.04	1.00	1.31	1.31	1.31	79	128
15-Nov-13	8:48	Fine	006050	2.6520	2.6703	3729.05	3730.05	1.00	1.32	1.32	1.32	79	232
15-Nov-13	10:38	Fine	005791	2.8630	2.8768	3730.05	3731.05	1.00	1.32	1.32	1.32	79	175
15-Nov-13	13:00	Fine	005793	2.8391	2.8503	3731.05	3732.05	1.00	1.32	1.32	1.32	79	142
21-Nov-13	8:45	Cloudy	006466	2.7228	2.7421	3756.05	3757.05	1.00	1.36	1.36	1.36	82	236
21-Nov-13	9:50	Cloudy	006465	2.7747	2.7941	3757.05	3758.05	1.00	1.36	1.36	1.36	82	237
21-Nov-13	10:55	Cloudy	006464	2.7504	2.7683	3758.05	3759.05	1.00	1.36	1.36	1.36	82	219
27-Nov-13	8:40	Cloudy	006455	2.7314	2.7573	3783.05	3784.05	1.00	1.36	1.36	1.36	82	317
27-Nov-13	9:45	Cloudy	006454	2.7113	2.7294	3784.05	3785.05	1.00	1.36	1.36	1.36	82	221
27-Nov-13	10:50	Cloudy	006453	2.7100	2.7262	3785.05	3786.05	1.00	1.36	1.36	1.36	82	198

Location: CMA2a - Causeway Bay Community Centre

Report on 24-hour TSP monitoring  
Action Level ( $\mu\text{g}/\text{m}^3$ ) - 169.5  
Limit Level ( $\mu\text{g}/\text{m}^3$ ) - 260

Date	Sampling Time	Weather Condition	Filter paper no.	Filter Weight, g		Elapse Time, hr		Sampling Time, hr	Flow Rate, $\text{m}^3/\text{min}$			Total Volume, $\text{m}^3$	TSP Level, $\mu\text{g}/\text{m}^3$
				Initial	Final	Initial	Final		Initial, $Q_{si}$	Final, $Q_{sf}$	Average		
28-Oct-13	8:00	Fine	005384	2.8135	3.0633	13335.50	13359.50	24.00	1.34	1.42	1.38	1983	126
2-Nov-13	8:00	Fine	007476	2.6578	2.7907	13362.50	13386.50	24.00	1.37	1.37	1.37	1974	67
8-Nov-13	8:00	Cloudy	005869	2.6678	2.8605	13389.50	13413.50	24.00	1.33	1.41	1.37	1973	98
14-Nov-13	8:00	Cloudy	007642	2.6484	2.8108	13416.51	13440.51	24.00	1.42	1.42	1.42	2040	80
20-Nov-13	8:00	Cloudy	005794	2.8437	3.1311	13443.51	13467.51	24.00	1.42	1.42	1.42	2047	140
26-Nov-13	8:00	Cloudy	005787	2.8711	3.1742	13470.52	13494.52	24.00	1.42	1.42	1.42	2047	148

Report on 1-hour TSP monitoring  
Action Level ( $\mu\text{g}/\text{m}^3$ ) - 323.4  
Limit Level ( $\mu\text{g}/\text{m}^3$ ) - 500

Date	Sampling Time	Weather Condition	Filter paper no.	Filter Weight, g		Elapse Time, hr		Sampling Time, hr	Flow Rate, $\text{m}^3/\text{min}$			Total Volume, $\text{m}^3$	TSP Level, $\mu\text{g}/\text{m}^3$
				Initial	Final	Initial	Final		Initial, $Q_{si}$	Final, $Q_{sf}$	Average		
29-Oct-13	8:25	Fine	007486	2.6387	2.6567	13359.50	13360.50	1.00	1.42	1.42	1.42	85	212
29-Oct-13	9:30	Fine	007484	2.6594	2.6731	13360.50	13361.50	1.00	1.40	1.40	1.40	84	163
29-Oct-13	10:35	Fine	007483	2.6491	2.6658	13361.50	13362.50	1.00	1.42	1.42	1.42	85	196
4-Nov-13	8:25	Rainy	005872	2.6450	2.6656	13386.50	13387.50	1.00	1.42	1.42	1.42	85	242
4-Nov-13	9:35	Rainy	005871	2.6545	2.6730	13387.50	13388.50	1.00	1.40	1.40	1.40	84	221
4-Nov-13	10:45	Rainy	005870	2.6746	2.6895	13388.50	13389.50	1.00	1.42	1.42	1.42	85	175
9-Nov-13	8:10	Cloudy	007636	2.6454	2.6560	13413.50	13414.50	1.00	1.37	1.37	1.37	82	129
9-Nov-13	9:14	Cloudy	007638	2.6345	2.6430	13414.50	13415.50	1.00	1.33	1.33	1.33	80	107
9-Nov-13	10:18	Cloudy	007640	2.6314	2.6411	13415.50	13416.50	1.00	1.37	1.37	1.37	82	118
15-Nov-13	8:40	Fine	005789	2.8468	2.8612	13440.51	13441.51	1.00	1.37	1.37	1.37	82	175
15-Nov-13	10:26	Fine	005790	2.8513	2.8663	13441.51	13442.51	1.00	1.33	1.33	1.33	80	188
15-Nov-13	13:00	Fine	005792	2.8544	2.8673	13442.51	13443.51	1.00	1.37	1.37	1.37	82	156
21-Nov-13	8:35	Cloudy	006461	2.7360	2.7502	13467.52	13468.52	1.00	1.38	1.38	1.38	83	171
21-Nov-13	9:40	Cloudy	006463	2.7592	2.7735	13468.52	13469.52	1.00	1.38	1.38	1.38	83	172
21-Nov-13	10:45	Cloudy	006462	2.7661	2.7799	13469.52	13470.52	1.00	1.38	1.38	1.38	83	166
27-Nov-13	8:25	Cloudy	006452	2.6822	2.7011	13494.52	13495.52	1.00	1.38	1.38	1.38	83	228
27-Nov-13	9:53	Cloudy	006451	2.7373	2.7492	13495.52	13496.52	1.00	1.38	1.38	1.38	83	143
27-Nov-13	10:58	Cloudy	006450	2.7180	2.7292	13496.52	13497.52	1.00	1.38	1.38	1.38	83	135



Location: CMA3a - CWB PRE Site Office Area

Report on 24-hour TSP monitoring  
 Action Level ( $\mu\text{g}/\text{m}^3$ ) - 171  
 Limit Level ( $\mu\text{g}/\text{m}^3$ ) - 260

Date	Sampling Time	Weather Condition	Filter paper no.	Filter Weight, g		Elapse Time, hr		Sampling Time, hr	Flow Rate, $\text{m}^3/\text{min}$			Total Volume, $\text{m}^3$	TSP Level, $\mu\text{g}/\text{m}^3$
				Initial	Final	Initial	Final		Initial, $Q_{si}$	Final, $Q_{sf}$	Average		
28-Oct-13	8:00	Fine	005902	2.6358	2.8926	736.89	760.89	24.00	1.39	1.39	1.39	2001	128
2-Nov-13	8:00	Fine	007624	2.6453	2.8519	763.89	787.89	24.00	1.37	1.37	1.37	1968	105
8-Nov-13	8:00	Cloudy	005818	2.6562	2.9037	790.89	814.89	24.00	1.38	1.38	1.38	1993	124
14-Nov-13	8:00	Cloudy	006290	2.6404	2.7837	817.89	841.90	24.01	1.37	1.37	1.37	1974	73
20-Nov-13	8:00	Cloudy	005795	2.8507	3.1646	844.90	868.90	24.00	1.34	1.34	1.34	1930	163
26-Nov-13	8:00	Cloudy	005490	2.8048	3.1049	871.90	895.90	24.00	1.34	1.34	1.34	1930	156

Report on 1-hour TSP monitoring  
 Action Level ( $\mu\text{g}/\text{m}^3$ ) - 311.3  
 Limit Level ( $\mu\text{g}/\text{m}^3$ ) - 500

Date	Sampling Time	Weather Condition	Filter paper no.	Filter Weight, g		Elapse Time, hr		Sampling Time, hr	Flow Rate, $\text{m}^3/\text{min}$			Total Volume, $\text{m}^3$	TSP Level, $\mu\text{g}/\text{m}^3$
				Initial	Final	Initial	Final		Initial, $Q_{si}$	Final, $Q_{sf}$	Average		
29-Oct-13	10:30	Fine	004874	2.7429	2.7613	760.89	761.89	1.00	1.37	1.37	1.37	82	224
29-Oct-13	13:00	Fine	006678	2.6563	2.6701	761.89	762.89	1.00	1.39	1.39	1.39	83	166
29-Oct-13	14:30	Fine	005495	2.8236	2.8395	762.89	763.89	1.00	1.41	1.41	1.41	84	188
4-Nov-13	14:20	Rainy	005823	2.6441	2.6653	787.89	788.89	1.00	1.37	1.37	1.37	82	257
4-Nov-13	15:40	Rainy	005821	2.6415	2.6587	788.89	789.89	1.00	1.37	1.37	1.37	82	209
4-Nov-13	16:50	Rainy	005822	2.6544	2.6724	789.89	790.89	1.00	1.37	1.37	1.37	82	219
9-Nov-13	8:15	Cloudy	006294	2.6008	2.6109	814.89	815.89	1.00	1.37	1.37	1.37	82	123
9-Nov-13	9:20	Cloudy	006297	2.6256	2.6410	815.89	816.89	1.00	1.37	1.37	1.37	82	188
9-Nov-13	10:25	Cloudy	006295	2.6314	2.6459	816.89	817.89	1.00	1.37	1.37	1.37	82	177
15-Nov-13	8:05	Fine	005848	2.6272	2.6386	841.90	842.90	1.00	1.37	1.37	1.37	82	139
15-Nov-13	9:10	Fine	005855	2.6129	2.6252	842.90	843.90	1.00	1.37	1.37	1.37	82	150
15-Nov-13	10:15	Fine	005858	2.6438	2.6579	843.90	844.90	1.00	1.37	1.37	1.37	82	172
21-Nov-13	10:50	Cloudy	005929	2.6270	2.6479	868.90	869.90	1.00	1.38	1.38	1.38	83	253
21-Nov-13	13:00	Cloudy	005931	2.6424	2.6601	869.90	870.90	1.00	1.38	1.38	1.38	83	215
21-Nov-13	14:15	Cloudy	005489	2.8088	2.8246	870.90	871.90	1.00	1.34	1.34	1.34	80	197
27-Nov-13	10:40	Cloudy	006237	2.6500	2.6630	895.90	896.90	1.00	1.38	1.38	1.38	83	157
27-Nov-13	14:04	Cloudy	005989	2.6368	2.6620	896.90	897.90	1.00	1.38	1.38	1.38	83	305
27-Nov-13	15:08	Cloudy	005986	2.6247	2.6466	897.90	898.90	1.00	1.34	1.34	1.34	80	272



Location: CMA4a - SPCA

Report on 24-hour TSP monitoring

Action Level ( $\mu\text{g}/\text{m}^3$ ) - 171.2  
Limit Level ( $\mu\text{g}/\text{m}^3$ ) - 260

Date	Sampling Time	Weather Condition	Filter paper no.	Filter Weight, g		Elapse Time, hr		Sampling Time, hr	Flow Rate, $\text{m}^3/\text{min}$			Total Volume, $\text{m}^3$	TSP Level, $\mu\text{g}/\text{m}^3$
				Initial	Final	Initial	Final		Initial, $Q_{si}$	Final, $Q_{sf}$	Average		
28-Oct-13	8:00	Fine	005898	2.6500	2.8364	17533.23	17557.23	24.00	1.31	1.31	1.31	1888	99
2-Nov-13	8:00	Fine	007625	2.6190	2.7636	17560.23	17584.23	24.00	1.31	1.31	1.31	1881	77
8-Nov-13	8:00	Cloudy	005817	2.6536	2.8692	17587.23	17611.23	24.00	1.31	1.30	1.31	1880	115
14-Nov-13	8:00	Cloudy	006292	2.6260	2.7108	17614.23	17638.23	24.00	1.24	1.23	1.23	1778	48
20-Nov-13	8:00	Cloudy	006022	2.6258	2.8874	17642.24	17666.24	24.00	1.35	1.35	1.35	1947	134
26-Nov-13	8:00	Cloudy	005491	2.8173	3.0281	17669.26	17693.26	24.00	1.28	1.28	1.28	1846	114

Report on 1-hour TSP monitoring

Action Level ( $\mu\text{g}/\text{m}^3$ ) - 312.5  
Limit Level ( $\mu\text{g}/\text{m}^3$ ) - 500

Date	Sampling Time	Weather Condition	Filter paper no.	Filter Weight, g		Elapse Time, hr		Sampling Time, hr	Flow Rate, $\text{m}^3/\text{min}$			Total Volume, $\text{m}^3$	TSP Level, $\mu\text{g}/\text{m}^3$
				Initial	Final	Initial	Final		Initial, $Q_{si}$	Final, $Q_{sf}$	Average		
29-Oct-13	10:15	Fine	004875	2.7441	2.7566	17557.23	17558.23	1.00	1.27	1.27	1.27	76	164
29-Oct-13	13:00	Fine	004873	2.7231	2.7351	17558.23	17559.23	1.00	1.29	1.29	1.29	78	155
29-Oct-13	15:00	Fine	005494	2.8213	2.8321	17559.23	17560.23	1.00	1.27	1.27	1.27	76	141
4-Nov-13	14:10	Rainy	005866	2.6620	2.6768	17584.23	17585.23	1.00	1.27	1.27	1.27	76	194
4-Nov-13	15:20	Rainy	005819	2.6492	2.6597	17585.23	17586.23	1.00	1.27	1.27	1.27	76	137
4-Nov-13	16:30	Rainy	005820	2.6627	2.6745	17586.23	17587.23	1.00	1.27	1.27	1.27	76	154
9-Nov-13	8:05	Cloudy	005400	2.8455	2.8594	17611.23	17612.23	1.00	1.23	1.23	1.23	74	188
9-Nov-13	9:10	Cloudy	006293	2.6223	2.6325	17612.23	17613.23	1.00	1.23	1.23	1.23	74	138
9-Nov-13	10:15	Cloudy	006296	2.6208	2.6303	17613.23	17614.23	1.00	1.23	1.23	1.23	74	129
15-Nov-13	8:15	Fine	005850	2.6012	2.6126	17638.23	17639.23	1.00	1.31	1.31	1.31	79	145
15-Nov-13	9:20	Fine	005856	2.6147	2.6264	17639.23	17640.23	1.00	1.31	1.31	1.31	79	149
15-Nov-13	10:25	Fine	005859	2.6150	2.6295	17641.23	17642.23	1.00	1.31	1.31	1.31	79	185
21-Nov-13	11:00	Cloudy	005928	2.6490	2.6620	17666.24	17667.24	1.00	1.32	1.32	1.32	79	165
21-Nov-13	13:00	Cloudy	005930	2.6298	2.6455	17667.24	17668.24	1.00	1.32	1.32	1.32	79	199
21-Nov-13	14:05	Cloudy	005488	2.7902	2.8036	17668.24	17669.24	1.00	1.32	1.32	1.32	79	170
27-Nov-13	9:51	Cloudy	006236	2.6496	2.6603	17693.26	17694.26	1.00	1.35	1.35	1.35	81	132
27-Nov-13	13:44	Cloudy	005987	2.6507	2.6713	17694.26	17695.26	1.00	1.35	1.35	1.35	81	254
27-Nov-13	14:55	Cloudy	005992	2.6040	2.6189	17695.26	17696.26	1.00	1.32	1.32	1.32	79	189



Location: CMA5a - Children Garden opposite to Pedestrian Plaza

Report on 24-hour TSP monitoring

Action Level ( $\mu\text{g}/\text{m}^3$ ) - 181  
Limit Level ( $\mu\text{g}/\text{m}^3$ ) - 260

Date	Sampling Time	Weather Condition	Filter paper no.	Filter Weight, g		Elapse Time, hr		Sampling Time, hr	Flow Rate, $\text{m}^3/\text{min}$			Total Volume, $\text{m}^3$	TSP Level, $\mu\text{g}/\text{m}^3$
				Initial	Final	Initial	Final		Initial, $Q_{si}$	Final, $Q_{sf}$	Average		
28-Oct-13	8:00	Fine	007441	2.6665	2.8595	18519.77	18543.77	24.00	1.32	1.31	1.32	1894	102
2-Nov-13	8:00	Fine	007214	2.6959	2.8769	18546.78	18570.78	24.00	1.31	1.31	1.31	1885	96
8-Nov-13	8:00	Cloudy	005809	2.7777	2.9580	18573.78	18597.78	24.00	1.23	1.23	1.23	1766	102
15-Nov-13	13:00	Fine	006277	2.6109	2.7415	18625.17	18649.17	24.00	1.27	1.27	1.27	1832	71
20-Nov-13	8:00	Cloudy	005828	2.6433	2.8938	18649.17	18673.17	24.00	1.36	1.36	1.36	1957	128
26-Nov-13	8:00	Cloudy	006426	2.6472	2.9018	18676.17	18700.17	24.00	1.36	1.37	1.36	1963	130

\*Due to electricity interruption, the 24hr TSP monitoring on 14 Nov 2013 was rescheduled to 15 Nov 2013.

Report on 1-hour TSP monitoring

Action Level ( $\mu\text{g}/\text{m}^3$ ) - 332  
Limit Level ( $\mu\text{g}/\text{m}^3$ ) - 500

Date	Sampling Time	Weather Condition	Filter paper no.	Filter Weight, g		Elapse Time, hr		Sampling Time, hr	Flow Rate, $\text{m}^3/\text{min}$			Total Volume, $\text{m}^3$	TSP Level, $\mu\text{g}/\text{m}^3$
				Initial	Final	Initial	Final		Initial, $Q_{si}$	Final, $Q_{sf}$	Average		
29-Oct-13	9:45	Fine	005394	2.8411	2.8562	18543.77	18544.77	1.00	1.27	1.27	1.27	76	198
29-Oct-13	10:50	Fine	005429	2.8080	2.8168	18544.77	18545.77	1.00	1.31	1.31	1.31	79	112
29-Oct-13	13:55	Fine	006534	2.6533	2.6643	18545.77	18546.77	1.00	1.27	1.27	1.27	76	144
4-Nov-13	8:20	Rainy	007434	2.6667	2.6708	18570.78	18571.78	1.00	1.23	1.23	1.23	74	55
4-Nov-13	9:25	Rainy	005810	2.7866	2.8021	18571.78	18572.78	1.00	1.19	1.19	1.19	71	217
4-Nov-13	10:40	Rainy	005811	2.7712	2.7844	18572.78	18573.78	1.00	1.23	1.23	1.23	74	178
9-Nov-13	8:51	Cloudy	006258	2.6347	2.6453	18597.78	18598.78	1.00	1.27	1.27	1.27	76	139
9-Nov-13	9:54	Cloudy	006261	2.6255	2.6334	18598.78	18599.78	1.00	1.23	1.23	1.23	74	107
9-Nov-13	10:58	Cloudy	006264	2.6222	2.6318	18599.78	18600.78	1.00	1.23	1.23	1.23	74	131
15-Nov-13	8:25	Fine	005824	2.6466	2.6582	18622.17	18623.17	1.00	1.27	1.27	1.27	76	152
15-Nov-13	9:30	Fine	006280	2.6168	2.6244	18623.17	18624.17	1.00	1.31	1.31	1.31	79	96
15-Nov-13	10:40	Fine	006278	2.6287	2.6374	18624.17	18625.17	1.00	1.31	1.31	1.31	79	110
21-Nov-13	9:11	Cloudy	006253	2.6310	2.6409	18673.17	18674.17	1.00	1.32	1.32	1.32	79	125
21-Nov-13	11:00	Cloudy	006255	2.6332	2.6440	18674.17	18675.17	1.00	1.36	1.36	1.36	81	133
21-Nov-13	13:38	Cloudy	006256	2.6159	2.6264	18675.17	18676.17	1.00	1.36	1.36	1.36	81	129
27-Nov-13	8:30	Cloudy	007628	2.6317	2.6428	18700.17	18701.17	1.00	1.36	1.36	1.36	82	136
27-Nov-13	9:35	Cloudy	007629	2.6266	2.6371	18701.17	18702.17	1.00	1.36	1.36	1.36	82	129
27-Nov-13	10:40	Cloudy	007631	2.6218	2.6336	18702.17	18703.17	1.00	1.36	1.36	1.36	82	145



Location: CMA6a - WD2 PRE Office

Report on 24-hour TSP monitoring

Action Level - 187.3  $\mu\text{g}/\text{m}^3$

Limit Level - 260  $\mu\text{g}/\text{m}^3$

Date	Sampling Time	Weather Condition	Filter paper no.	Filter Weight, g		Elapse Time, hr		Sampling Time, hr	Flow Rate, $\text{m}^3/\text{min}$			Total Volume, $\text{m}^3$	TSP Level, $\mu\text{g}/\text{m}^3$
				Initial	Final	Initial	Final		Initial, $Q_{si}$	Final, $Q_{sf}$	Average		
28-Oct-13	8:00	Fine	007432	2.6735	2.8858	16821.78	16845.78	24.00	1.36	1.36	1.36	1960	108
2-Nov-13	8:00	Fine	007213	2.6115	2.7837	16848.77	16872.77	24.00	1.32	1.32	1.32	1897	91
8-Nov-13	8:00	Cloudy	007437	2.6716	2.8496	16875.77	16899.77	24.00	1.24	1.24	1.24	1786	100
14-Nov-13	8:00	Cloudy	006266	2.6474	2.7913	16902.78	16926.78	24.00	1.30	1.30	1.30	1875	77
20-Nov-13	8:00	Cloudy	006275	2.6275	2.8449	16929.78	16953.78	24.00	1.33	1.33	1.33	1910	114
27-Nov-13	13:00	Cloudy	007634	2.6348	2.8562	16981.52	17005.52	24.00	1.33	1.33	1.33	1910	116

\*Due to electricity interruption, the 24hr TSP monitoring on 26 Nov 2013 was rescheduled to 27 Nov 2013.

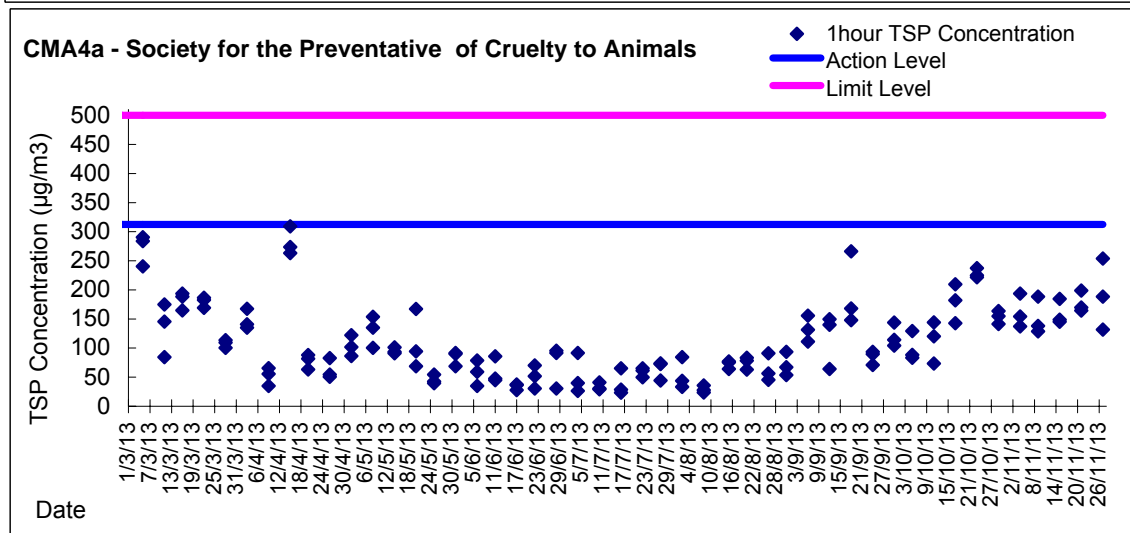
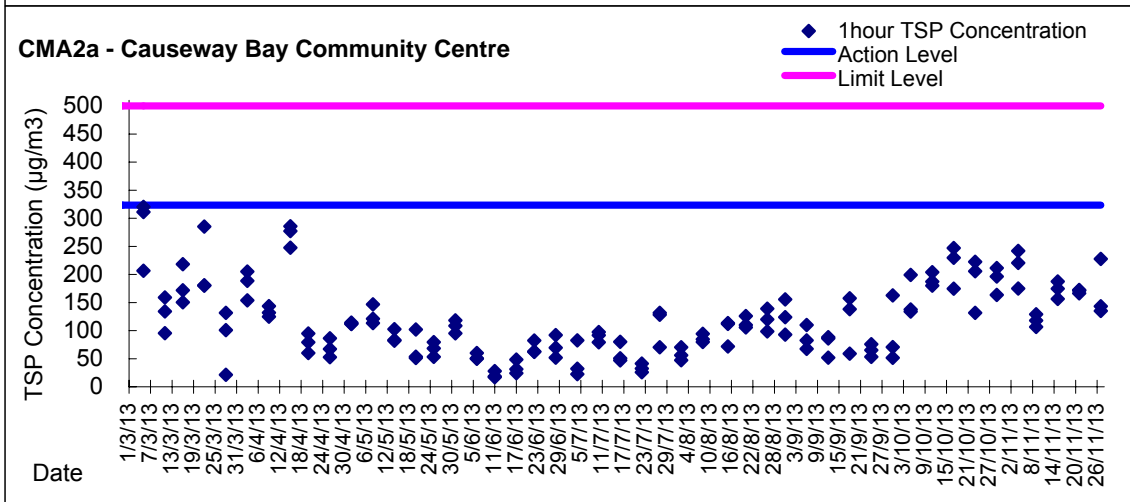
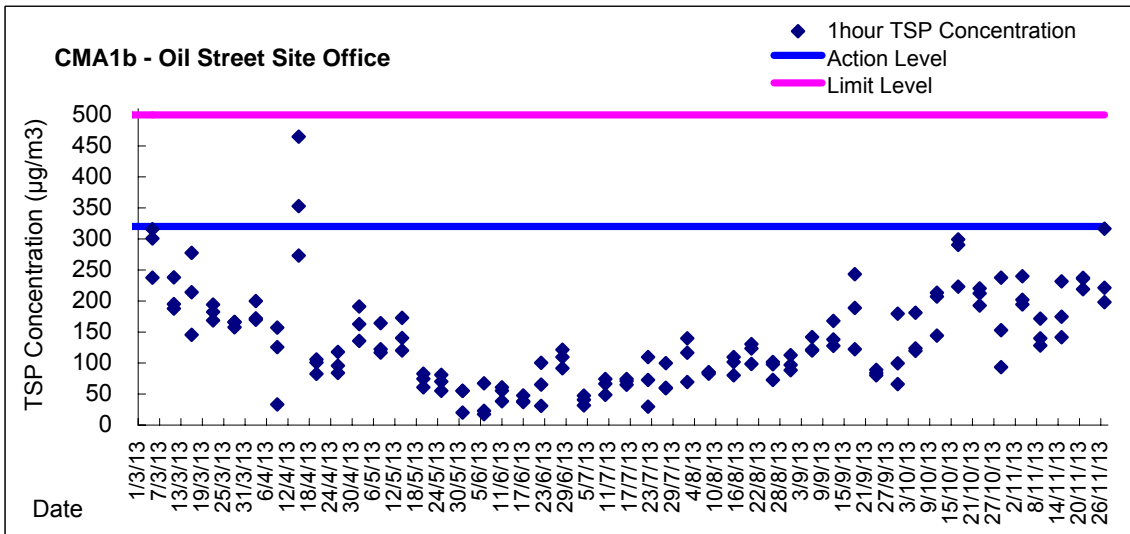
Report on 1-hour TSP monitoring

Action Level - 300.1  $\mu\text{g}/\text{m}^3$

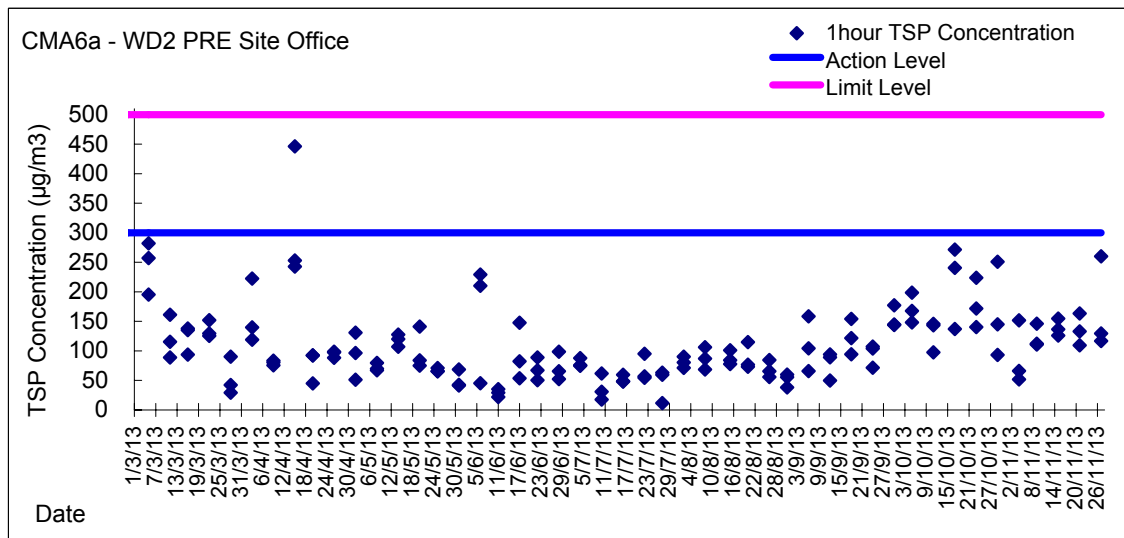
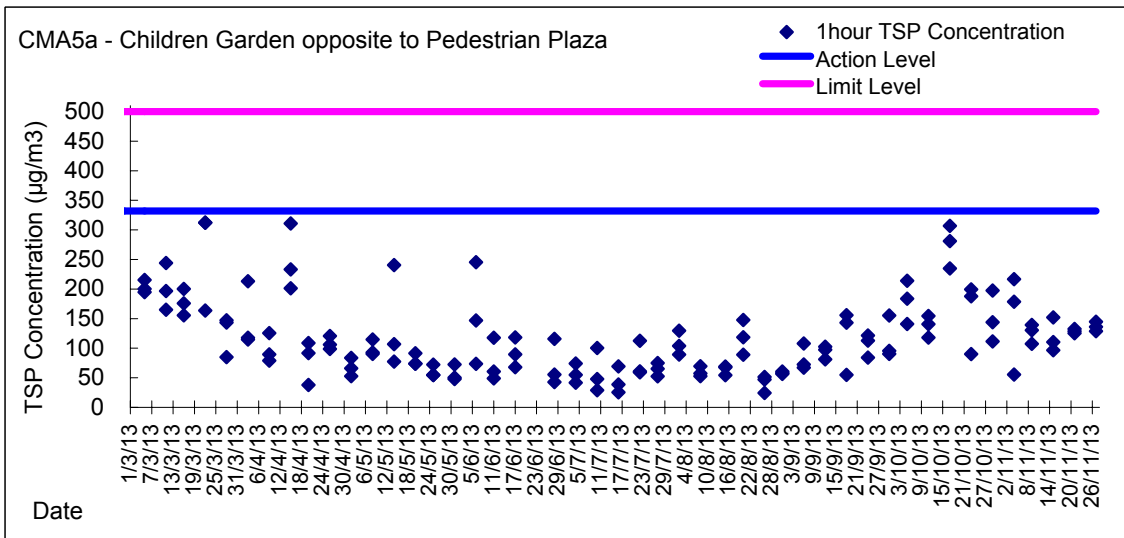
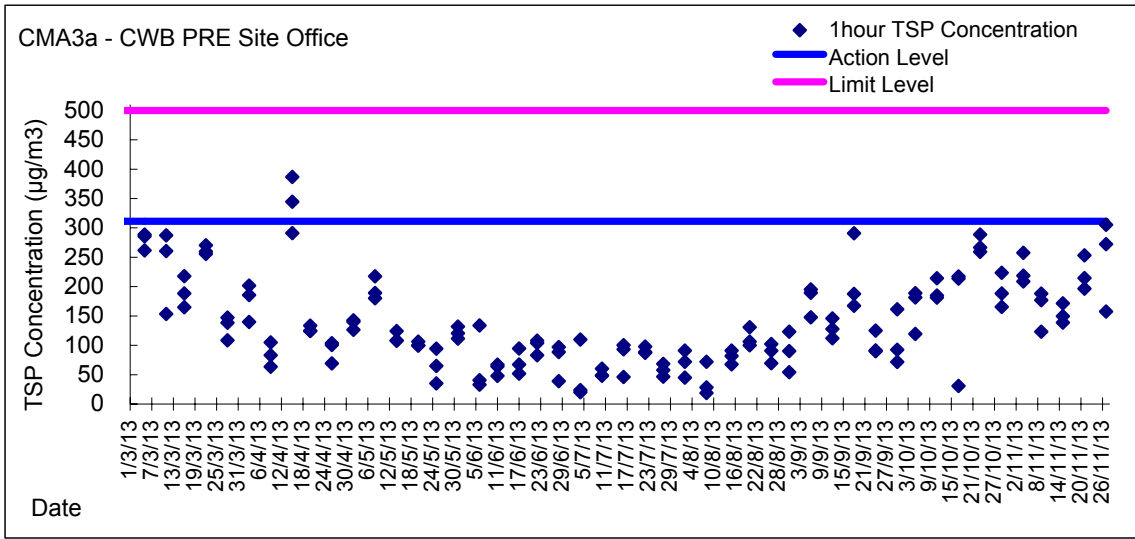
Limit Level - 500  $\mu\text{g}/\text{m}^3$

Date	Sampling Time	Weather Condition	Filter paper no.	Filter Weight, g		Elapse Time, hr		Sampling Time, hr	Flow Rate, $\text{m}^3/\text{min}$			Total Volume, $\text{m}^3$	TSP Level, $\mu\text{g}/\text{m}^3$
				Initial	Final	Initial	Final		Initial, $Q_{si}$	Final, $Q_{sf}$	Average		
29-Oct-13	9:30	Fine	005393	2.8460	2.8659	16845.78	16846.78	1.00	1.32	1.32	1.32	79	251
29-Oct-13	10:35	Fine	005427	2.8237	2.8313	16846.78	16847.78	1.00	1.36	1.36	1.36	82	93
29-Oct-13	13:40	Fine	006535	2.6427	2.6542	16847.78	16848.78	1.00	1.32	1.32	1.32	79	145
4-Nov-13	8:10	Rainy	005812	2.7816	2.7933	16872.77	16873.77	1.00	1.28	1.28	1.28	77	152
4-Nov-13	9:15	Rainy	007435	2.6780	2.6831	16873.77	16874.77	1.00	1.28	1.28	1.28	77	66
4-Nov-13	10:20	Rainy	007438	2.6488	2.6529	16874.77	16875.77	1.00	1.32	1.32	1.32	79	52
9-Nov-13	8:38	Cloudy	006257	2.6161	2.6273	16899.77	16900.77	1.00	1.28	1.28	1.28	77	146
9-Nov-13	9:43	Cloudy	006260	2.6138	2.6223	16900.77	16901.77	1.00	1.28	1.28	1.28	77	111
9-Nov-13	10:50	Cloudy	006263	2.6180	2.6266	16901.77	16902.77	1.00	1.28	1.28	1.28	77	112
15-Nov-13	8:15	Fine	007436	2.6627	2.6746	16926.78	16927.78	1.00	1.28	1.28	1.28	77	155
15-Nov-13	9:20	Fine	006279	2.6376	2.6481	16927.78	16928.78	1.00	1.28	1.28	1.28	77	136
15-Nov-13	10:25	Fine	006276	2.6161	2.6258	16928.78	16929.78	1.00	1.28	1.28	1.28	77	126
21-Nov-13	9:00	Cloudy	006252	2.6380	2.6510	16953.78	16954.78	1.00	1.33	1.33	1.33	80	163
21-Nov-13	11:00	Cloudy	006254	2.6489	2.6598	16954.78	16955.78	1.00	1.37	1.37	1.37	82	133
21-Nov-13	13:47	Cloudy	006244	2.5978	2.6065	16955.78	16956.78	1.00	1.33	1.33	1.33	80	109
27-Nov-13	8:45	Cloudy	005976	2.6488	2.6695	16979.52	16980.52	1.00	1.33	1.33	1.33	80	260
27-Nov-13	9:50	Cloudy	007630	2.6323	2.6416	16980.52	16981.52	1.00	1.33	1.33	1.33	80	117
27-Nov-13	10:55	Cloudy	007632	2.6292	2.6395	16981.52	16982.52	1.00	1.33	1.33	1.33	80	129

Graphic Presentation of 1 hour TSP Result

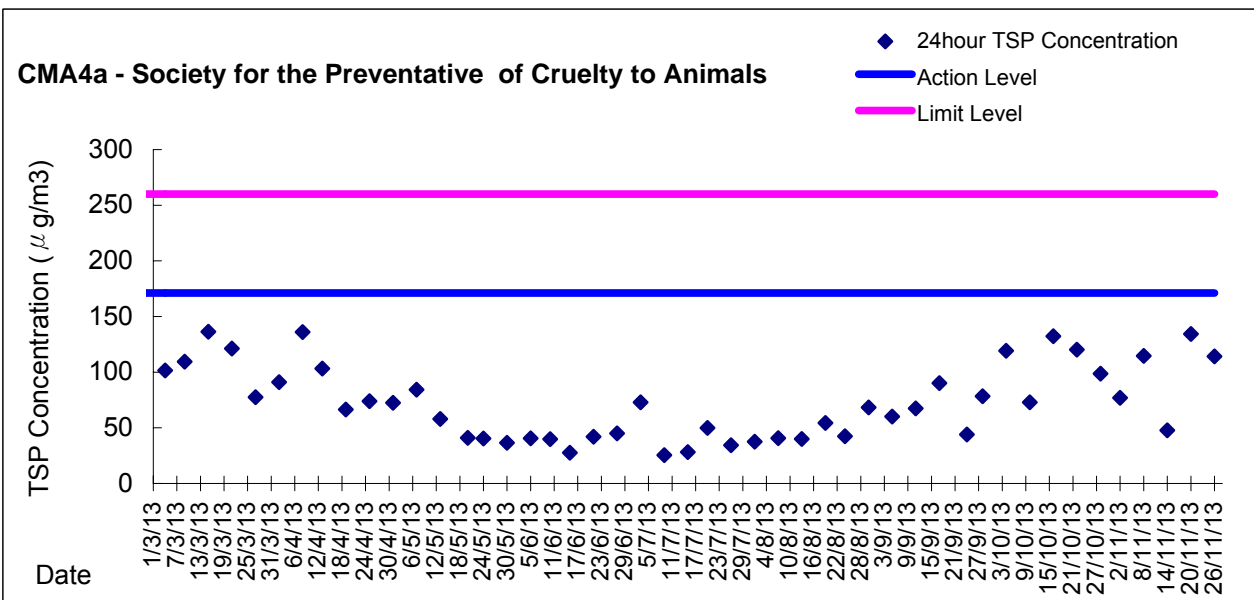
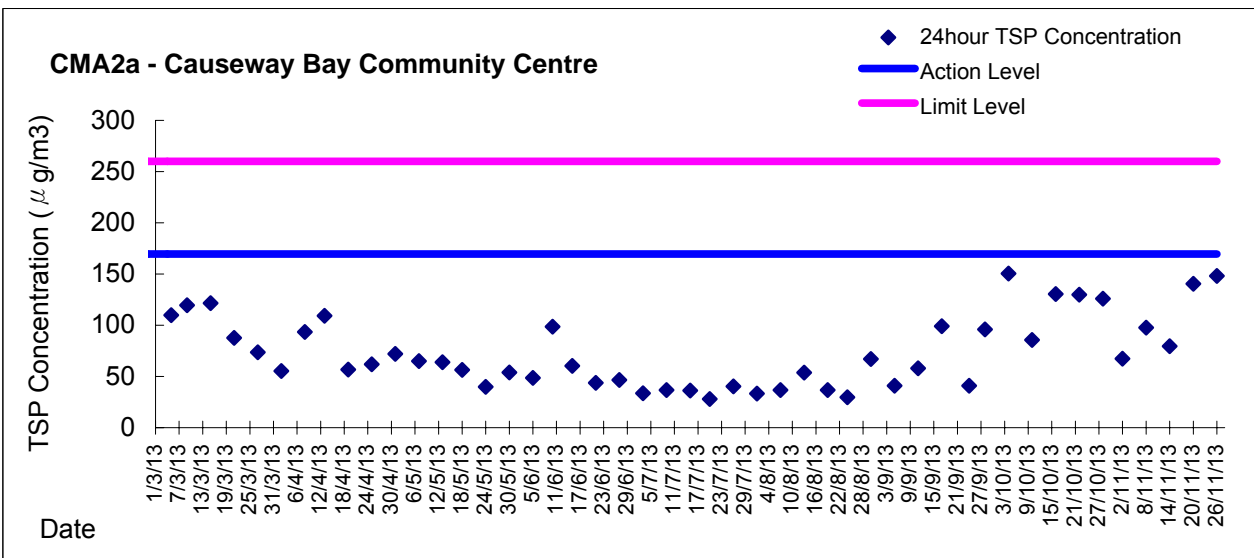
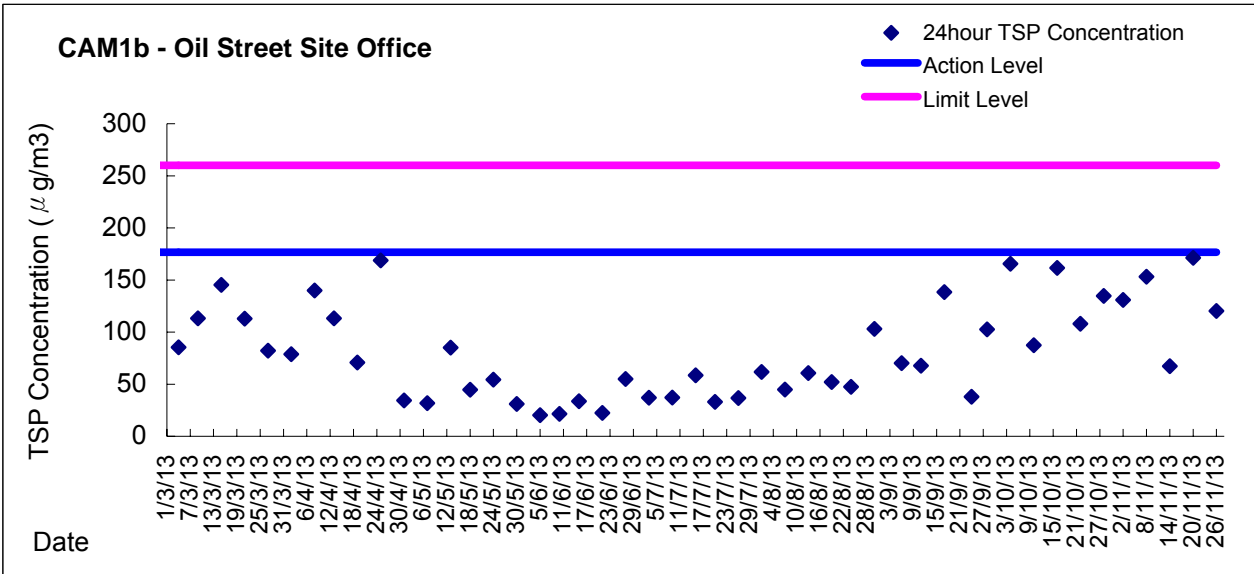


Graphic Presentation of 1 hour TSP Result





Graphic Presentation of 24 hour TSP Result





Graphic Presentation of 24 hour TSP Result

